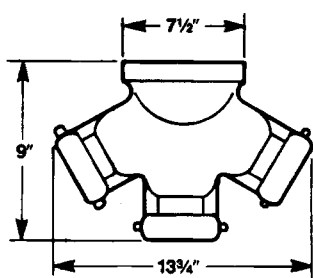




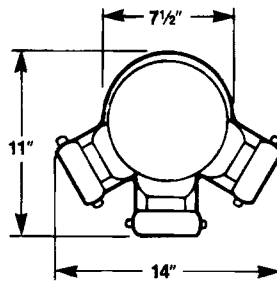
EXPOSED FIRE DEPT. INLET CONNECTIONS-CLAPPER TYPE

THREE-WAY WITH TRIPLE CLAPPER

REGULARLY FURNISHED: Cast brass three-way inlet body, drop clappers and pin lug swivels. Size and outlet location as selected by Figure Number. Lettering as selected.



Back Outlet



Angle Outlet

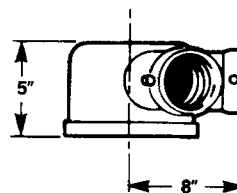


Fig.	Size
<input type="checkbox"/> 5740	4" x 2 1/2" x 2 1/2" x 2 1/2"
<input type="checkbox"/> 5741	6" x 2 1/2" x 2 1/2" x 2 1/2"

Fig.	Size
<input type="checkbox"/> 5745	4" x 2 1/2" x 2 1/2" x 2 1/2"
<input type="checkbox"/> 5746	6" x 2 1/2" x 2 1/2" x 2 1/2"

OPTIONAL FINISHES:

- ☐ —B Polished Brass
- ☐ —C Rough Chrome Plated
- ☐ —D Polished Chrome Plated

LETTERING:

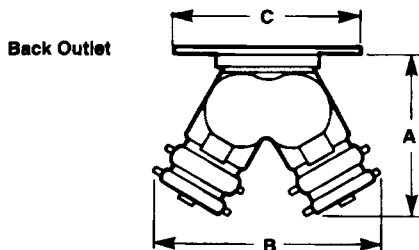
- ☐ AUTO. SPKR.
- ☐ STANDPIPE

THREADS

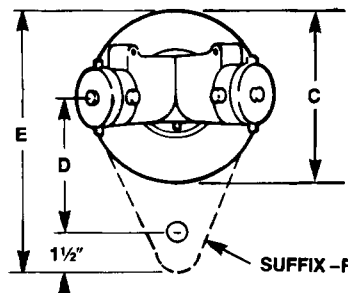
- ☐ NST
- ☐ Other _____

TWO-WAY WITH DOUBLE CLAPPERS WITH PLATE AND PLUGS

REGULARLY FURNISHED: Cast brass two-way inlet body with drop clappers, pin lug swivels and plugs and chains. Cast brass round wall plate with lettering as selected. Outlet and inlet size as selected by Figure Number.



Back Outlet



✓	Fig. No.	Size	A	B	C	D	E
	5751	4 x 2 1/2 x 2 1/2	8 1/2	12 1/2	9 3/4	8	14
	5752	6 x 2 1/2 x 2 1/2	10 1/2	11 3/4	12	9	16 1/2
	5753	4 x 3 x 3	10 1/2	12 1/2	9 3/4	8	14
	5754	6 x 3 x 3	11	12 1/2	12	9	16 1/2

ALL DIMENSIONS IN INCHES

OPTIONAL FINISHES:

- ☐ —B Polished Brass
- ☐ —C Rough Chrome Plated
- ☐ —D Polished Chrome Plated

LETTERING:

- ☐ AUTO. SPKR.
- ☐ STANDPIPE
- ☐ DRY STANDPIPE

VARIATIONS:

- ☐ —F Sillcock flange plate with sillcock

THREADS

- ☐ NST
- ☐ Other _____

DATE

3-1-86

FIGURE NUMBER

5740-5754